



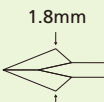

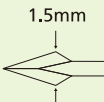
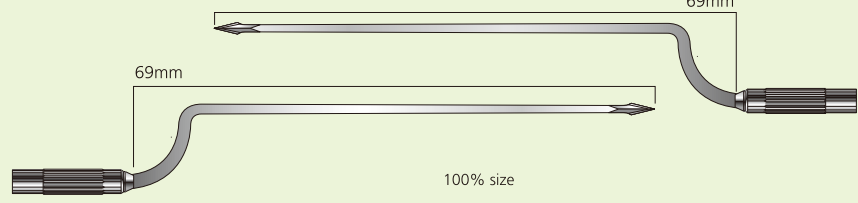

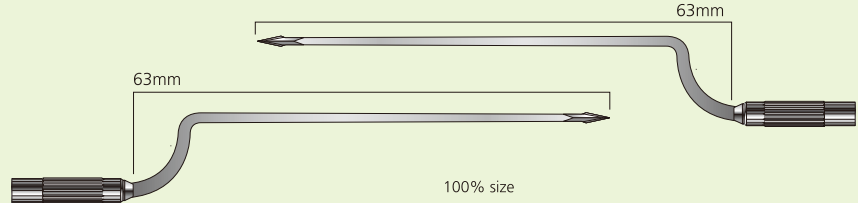
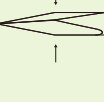

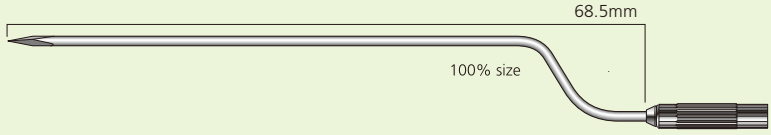
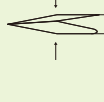


MADE IN JAPAN

OTORHINOLARYNGOLOGY

- High Quality...Accurate cutting edge made of high quality stainless steel. With improvement over previously available blades, these new blades combine quality and durability for sharp cutting.
- EasyThese disposable blades are gamma sterilized and can be used directly after removal from the case.
- Economical.... After use, replace in the heat-resistant resin case for autoclaving or gas sterilization. The blade may also be re-used.


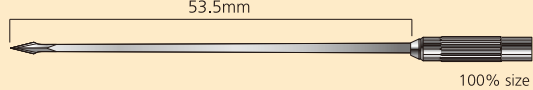
Myringotomy blade

Handle : MF-100, MF-130, MF-130S

| | |
|--|---|
|  <p>1.8mm</p> |  <p>75mm 100% size K-18R</p> |
|  <p>1.5mm</p> |  <p>69mm 69mm 100% size K-15L</p> |
|  <p>1.2mm</p> |  <p>63mm 63mm 100% size K-12L</p> |
|  <p>1.5mm</p> | <p>Tetrahedron-shaped sharpening</p>  <p>Front view</p>  <p>68.5mm 100% size K-15T</p> |
|  <p>1.2mm</p> | <p>Tetrahedron-shaped sharpening</p>  <p>Front view</p>  <p>63.5mm 100% size K-12T</p> |

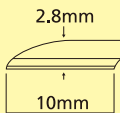
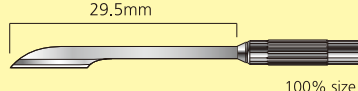
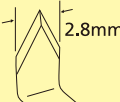
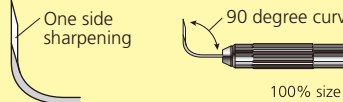
Laryngo blade

Handle

| | | |
|--|--|-----------------|
|  <p>1.5mm</p> |  <p>53.5mm 100% size K-30</p> | <p>MF-200BA</p> |
|--|--|-----------------|

Nasal mucosa blade

Handle

| | | |
|---|---|------------------------------------|
|  <p>2.8mm 10mm</p> |  <p>29,5mm 100% size K-50S</p> | <p>MF-100, MF-130, MF-130S</p> |
|  <p>2.8mm</p> |  <p>One side sharpening 90 degree curved 100% size K-28B</p> | <p>NF-150S</p> |

Blade handle


The special blade handle made of a titanium alloy is lightweight and easy to use and has excellent durability.

Blade and handle assembly

| | | |
|---|---|---|
| <p>1</p> | <p>Firmly hold the blade case in the striated area. Then, while keeping the blade from turning, screw the tip of the handle into the base of the blade.</p> | <p>2</p> <p>Being careful not to damage the blade point, lower the handle grip and remove the blade from the case.</p> |
| <p>For straight type handles</p> | <p>Once the blade has been removed from the case, tighten the screw until it turns no further.</p> | <p>For bayonet type handles</p> <p>Face the blade in the desired direction. While holding it still with your fingers, tighten the angle adjusting screw until it turns no further.</p> |

* The length shown below includes the base of the blade.

100% size



Manufacturer

FEATHER **FEATHER SAFETY RAZOR CO., LTD.**
 OVERSEAS TRADE DIVISION
 3-70, OHYODO MINAMI 3-CHOME, KITA-KU, OSAKA 531-0075, JAPAN
 PHONE: +81-6-6458-1638 FAX: +81-6-6458-1611
 URL <http://www.feather.co.jp/> E-mail overseas@feather.co.jp



Distributor

MIZUHO
 Medical Innovation
 Mizuho America, Inc. 30057 Ahern Avenue
 Union City, CA 94587
 P: 800.699.CLIP(2547) www.mizuho.com